



SlideHub PowerPoint Asset Platform Introduction

28.11.2024

Suggested agenda

01

**Common pain points in
PowerPoint management**

04

Pricing & ROI

02

Quick introduction to SlideHub

05

Platform Features

03

Asset Platform Demo

01

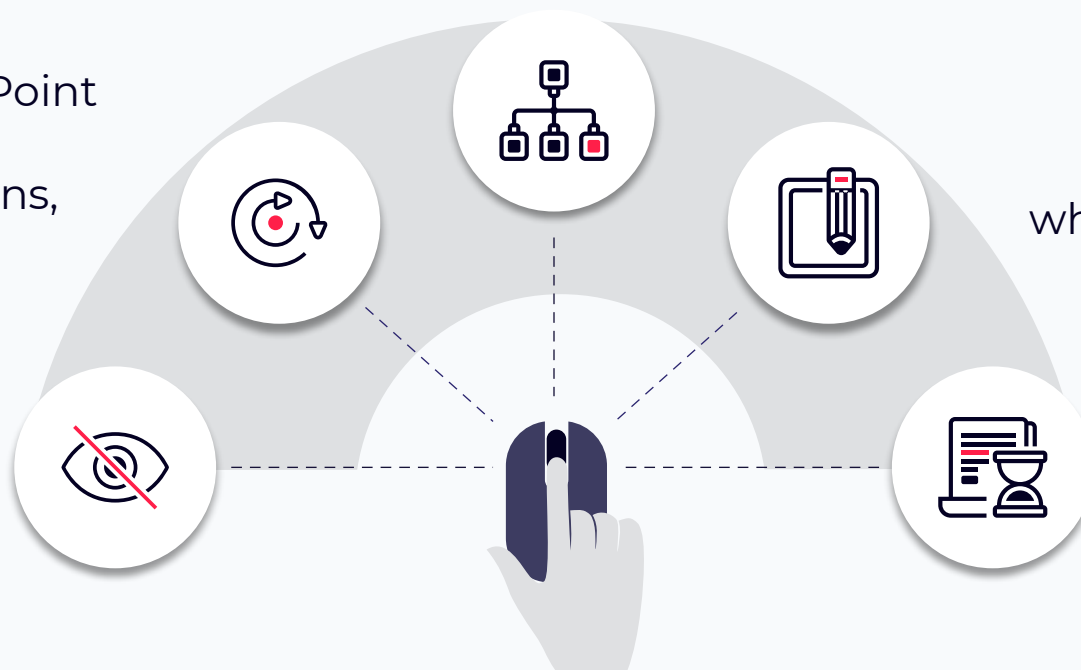
Common pain points in PowerPoint management

SlideHub helps to solve common PowerPoint problems faced by business professionals

Meeting the increasing bar for professional slide design in consulting is an **organization-wide challenge**

Building and updating PowerPoint assets is **complex** and time-consuming (slides, images, icons, illustrations)

Difficult to find best practice assets directly in PowerPoint when building decks



When building new slides, consultants try to re-invent the wheel by **designing from scratch**

Staying **on brand** is **time-consuming** and difficult for the individual consultant

02

Quick introduction to SlideHub

SlideHub in one sentence: Presentation management and automation software that streamlines slide creation

End-users create on-brand and customized presentations in minutes instead of hours

Managers can roll out changes to all users in seconds and see what is used



End-user



Find on-brand content in seconds



Customize decks with controlled automation



Manage and update slides effortlessly



Track, measure and improve



Save time and elevate your presentations with designs tailored to your brand guidelines

Optional paid design support

03

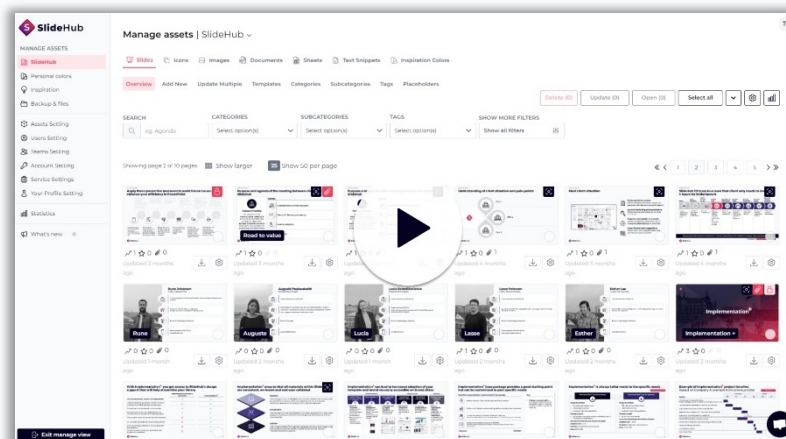
Asset Platform Demo

Watch the on-demand videos via the links below

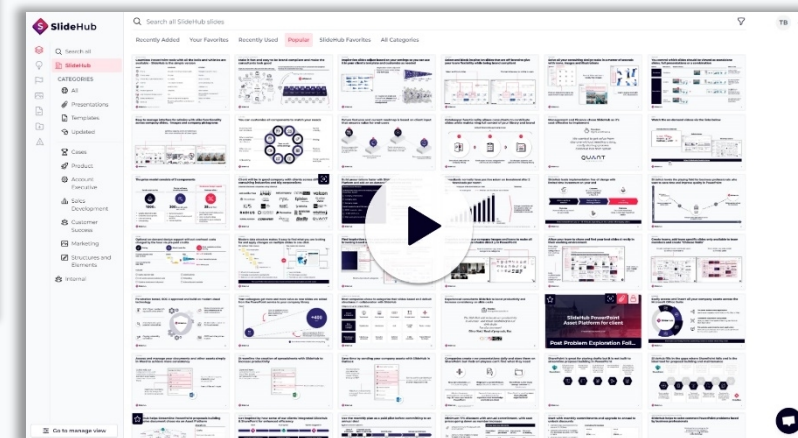
Introduction to SlideHub



Admin demo



End-user demo



<https://slidehub.com/watch-demo>



04 | Pricing and ROI

Start with monthly commitments and upgrade to annual to unlock discounts

- Standard SaaS seat-based pricing starts at 15 USD/seat
- Seats are automatically increased and decreased as users are invited or leave
- Directory Sync can be added to both plans for \$75 / month / tenant
- SSO can be added to both plans for \$75 / month
- Dedicated Customer Success manager, onboarding, and software training included in all models
- All features available on both plans

Available pricing plans

Monthly

From

\$300 /month

- ✓ Include **20** seats
- ✓ **\$15** per additional seat
- ✓ No volume discount
- ✓ **All platform features included**
- ✓ **Cancel anytime**
- ✓ Payable via **credit card** or **bank transfer**
- ✓ Dedicated **Customer success manager**

Annual

From

\$3000 /year

- ✓ Include **20** seats
- ✓ **\$12.5** per additional seat
- ✓ **Seat price decrease with volume**
- ✓ **Monthly** invoices for seats added during the year
- ✓ **Annual commitment** paid annually
- ✓ **All platform features included**
- ✓ Dedicated **Customer success manager**

Minimum 17% discount with annual commitment, with seat prices going down as number increase



Unlock minimum 17% discount with an annual plan



As the number of seats increases the seat price decrease



For more than 100 seats, we can provide further discounts



If your organization exceeds your annual seat count you will receive a warning to increase the seat count. Otherwise, additional seats are invoiced on a monthly basis.

Annual deal seat discounts

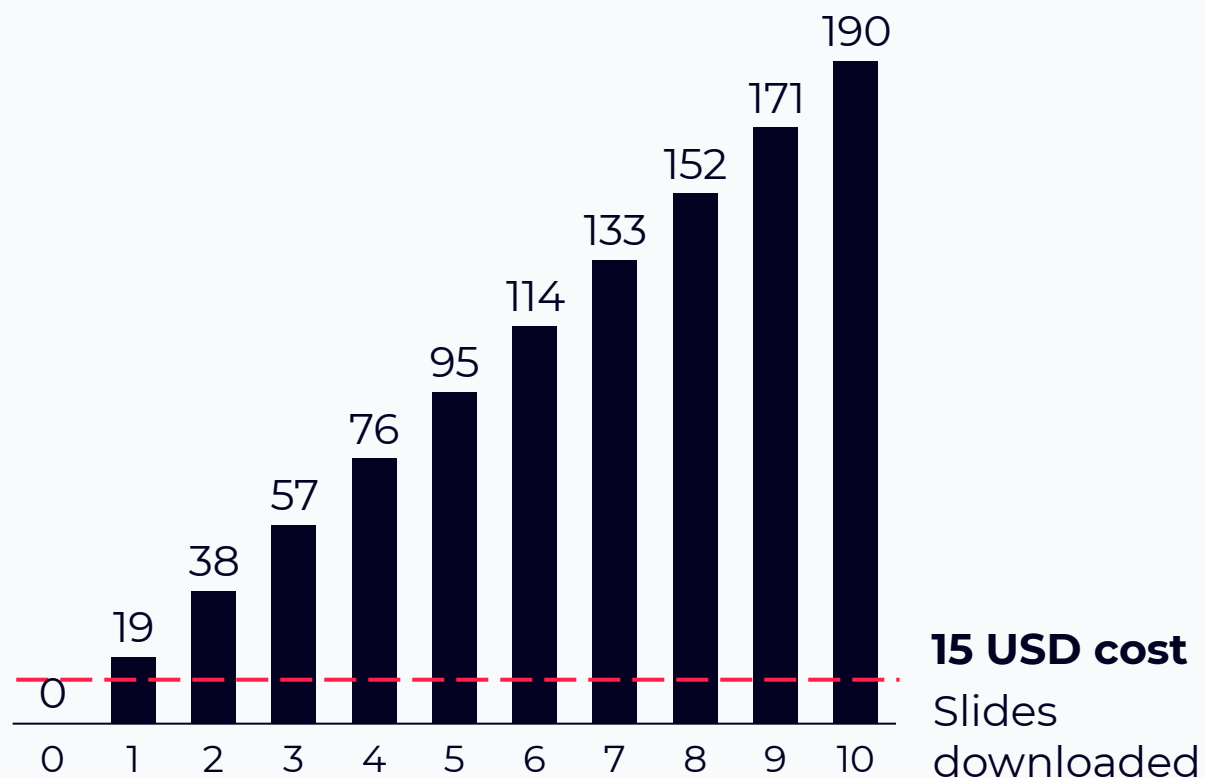
Committed Seats	USD per seat per month	Annual price in USD	Discount vs monthly
20	12.5	3,000	17%
35	12.0	5,040	20%
50	11.0	6,600	27%
75	10.5	9,450	30%
100	10.0	12,000	33%

SlideHub is cost-effective, increases visual quality and frees up time for more value-adding tasks

Positive ROI at 1 slide downloaded per month

-- SlideHub cost 15 USD per user

■ USD cost of slides produced



Improved visual quality and more time for clients



The SlideHub add-in boosts our productivity in all areas - and visual consistency in our slide decks has also increased

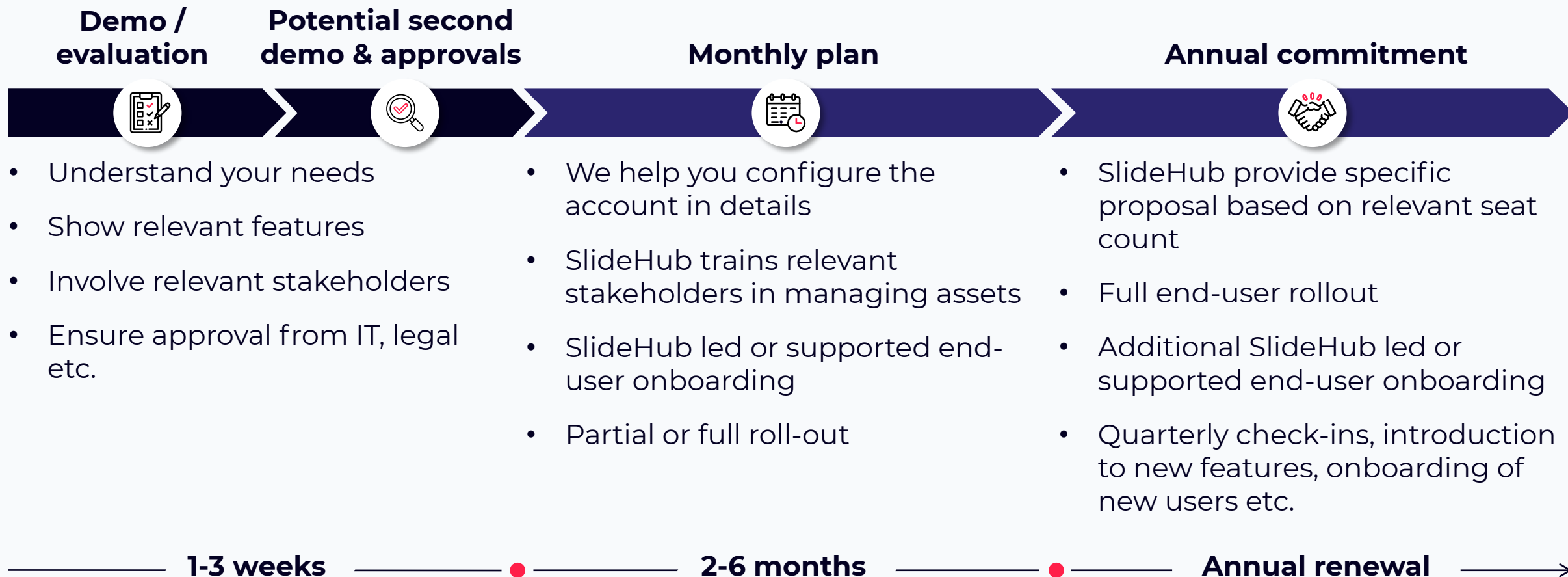


Oliver Noé

Head of Proposals
H&Z

Use the monthly plan as a paid pilot before committing to an annual deal

Typical customer process



● Client decision

05

Platform Features

Leverage modern technology with SlideHub that works on Mac and modern browsers



What code platform



Where does it run on



Does it work in Teams, SharePoint and Dropbox



What is installed



Does it slow down your machine



How are updates managed



SLIDEHUB WAY

Office JavaScript

Office on **Windows, Mac, mobile and online**

Yes, it works

Average **20kb** on each local machine

It **keeps speed of** your machine

Instantly updates multiple times per week

The old way

Visual Studio Tools for Office (VSTO)

Office on **Windows**

No, it does not work

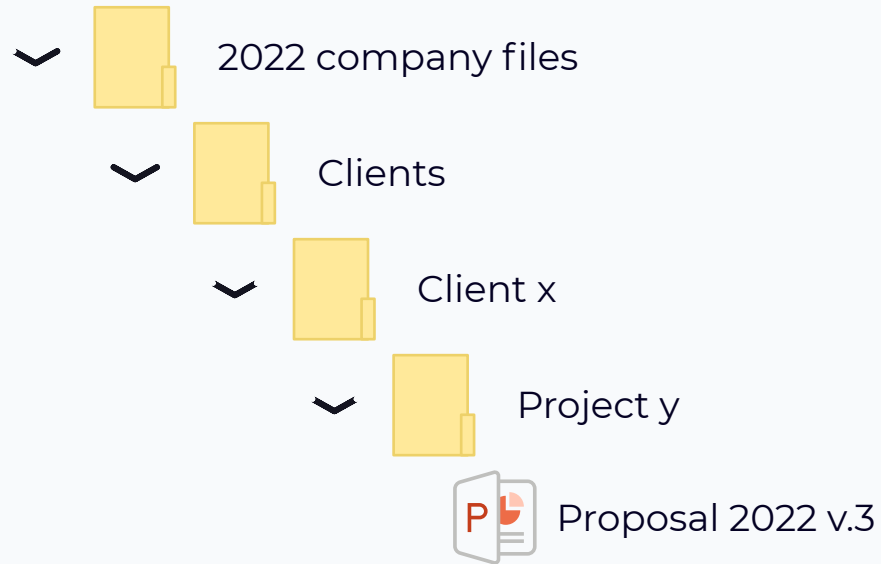
Average **+200mb** on each local machine

It **slows down** your machine

Manual updates on each machine

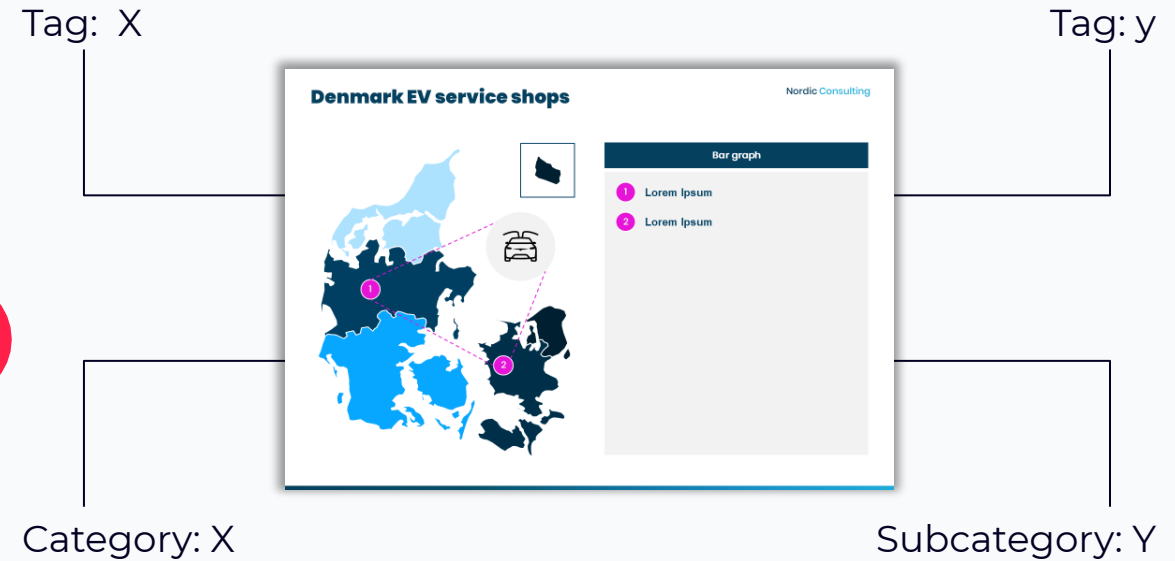
Modern data structure makes it easy to find what you are looking for and apply changes on multiple slides in one click

Old, traditional folder structure



- ❌ Difficult to find what you need
- ❌ Challenging to preview before opening the file
- ❌ Slides can only exist in one folder without duplication issues

New, modern data structure




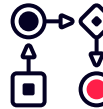



- ✅ Easy to find slides
- ✅ Full slide images as preview
- ✅ Root slide can exist in multiple categories





The Asset Platform data structure makes it easier and faster to find and update your slide assets

Most companies chose to categorize their slides based on 5 default structures in collaboration with SlideHub

Category set-up for company library

Overall architecture	 Topic based	 Deck based	 Client based	 Design based	 Combination
Main category example	Digitalization	Introduction	Audi	Process slides	Topics + design
Subcategory examples	Industry e.g., aerospace	Executive summary	External analysis	5 step processes	Topics followed by design

You control which slides should be viewed as standalone slides, full presentations or a combination

Upload	Description	Output in library	When to use
Standalone	Standalone		When all slides should be displayed as individual slides
Presentation	All slides		You want breakers, frontpage etc. to show up in search results
	Selected slides		You don't want breakers and frontpages to show up in search results
	Only as presentation		You want users to see the storyline in the presentation

Allow your team to share and find your best slides directly in their working environment

Find slides based on categories or text and tag search

Fully customizable categories based on your needs

The screenshot displays the SlideHub application interface. On the left, a sidebar contains a search bar and a list of categories: All, Presentations, Templates, Updated, Cases, Product, Account Executive, Sales Development, Customer Success, Marketing, Structures and Elements, Internal, and Time's library. The main area features a search bar at the top, followed by filters for SLIDE TYPES (STANDALONE (207), PRESENTATIONS (18)) and CATEGORIES (CASES (8), PRODUCT (3), ACCOUNT EXECUTIVE (112), SALES DEVELOPMENT (35), CUSTOMER SUCCESS (153), MARKETING (16), STRUCTURES AND ELEMENTS (14)). Below these filters is a grid of slide thumbnails. A red box highlights a specific slide titled 'SlideHub SSO' in the grid. Another red box highlights a slide titled 'SlideHub helps to solve common PowerPoint problems faced by business professionals'. A hint box on the right side of the interface reads: 'HINT: Reduce search results by using AND or + between terms.'

Your slides in your master template

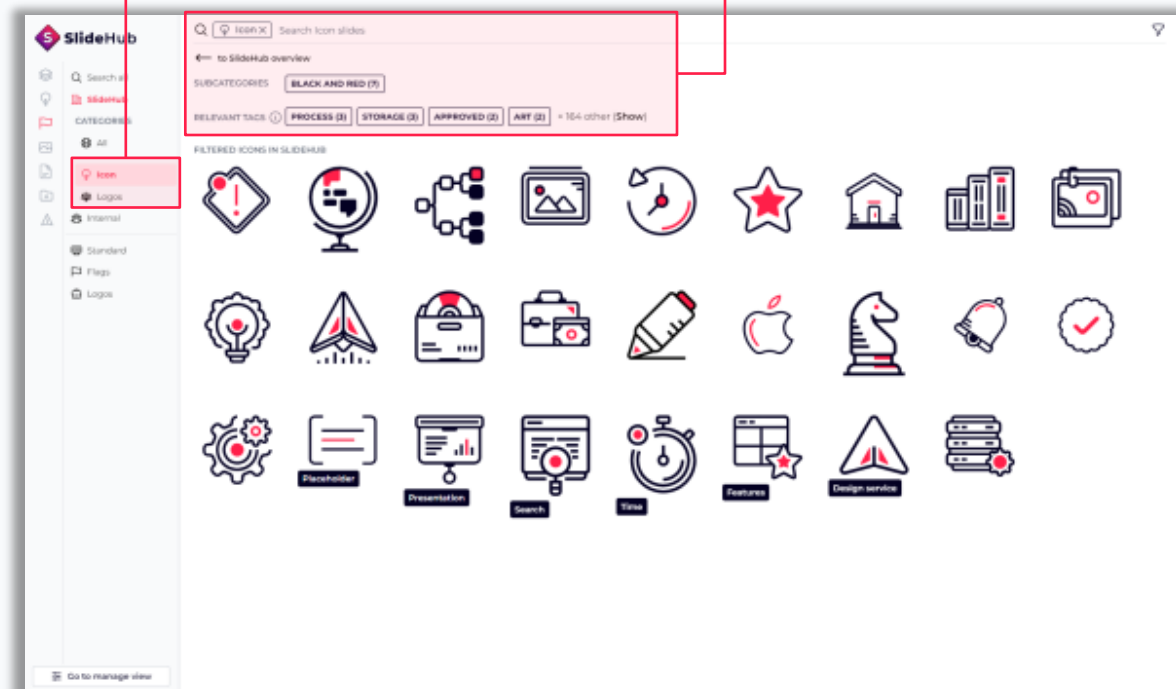
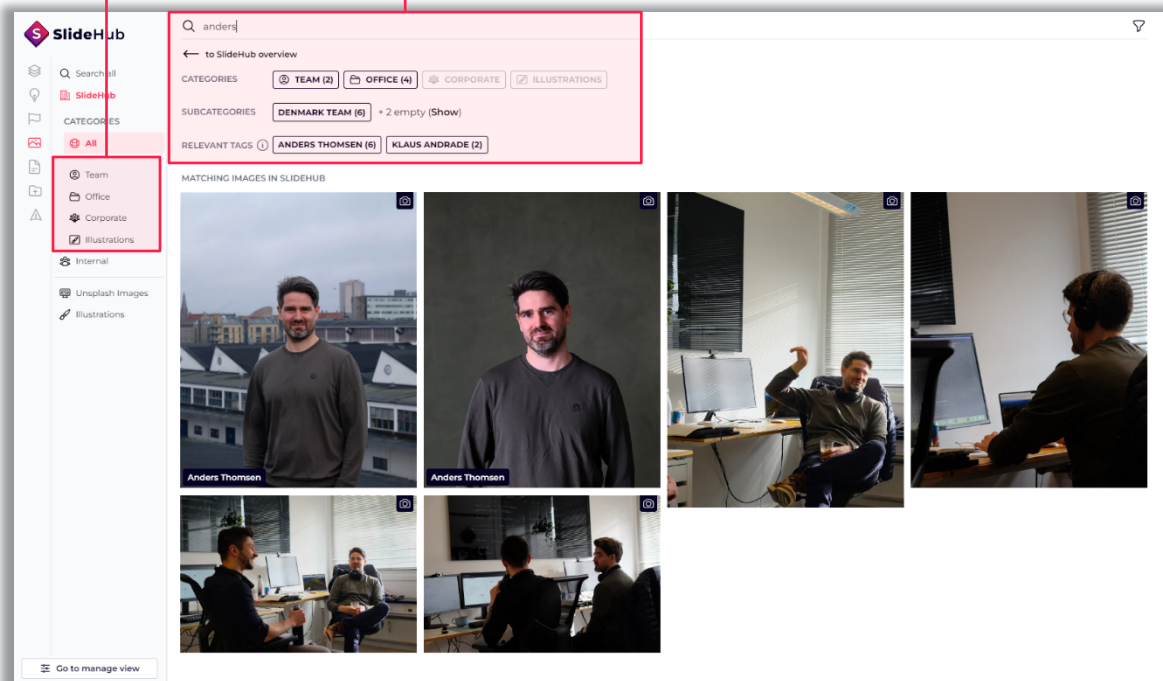
Gatekeeper functionality allows consultants to contribute slides while maintaining full control of your library and brand

Default library slide approval process

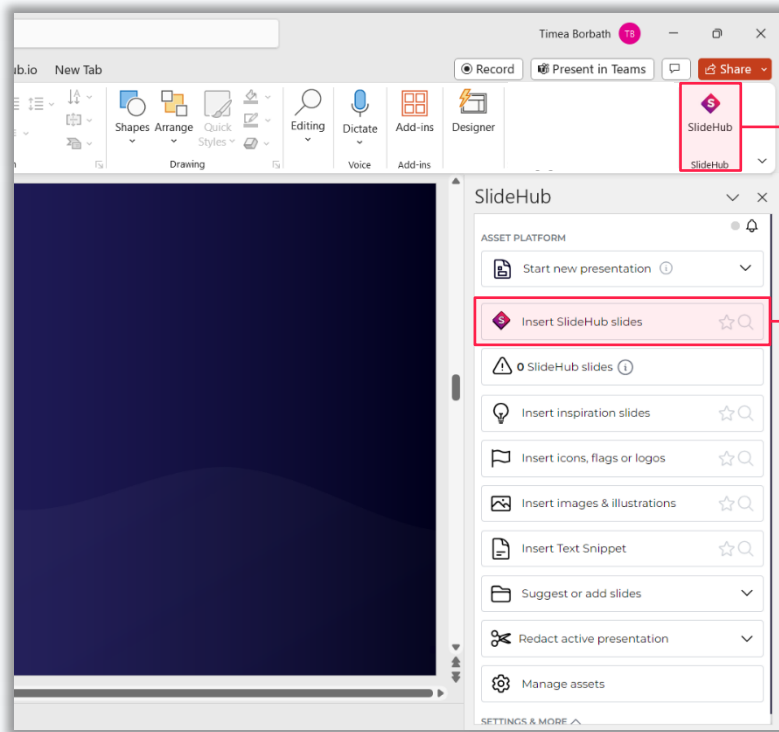


Organize and tag your company images and icons to make all company assets searchable directly in PowerPoint

Search based on tags, text or
navigate via categories

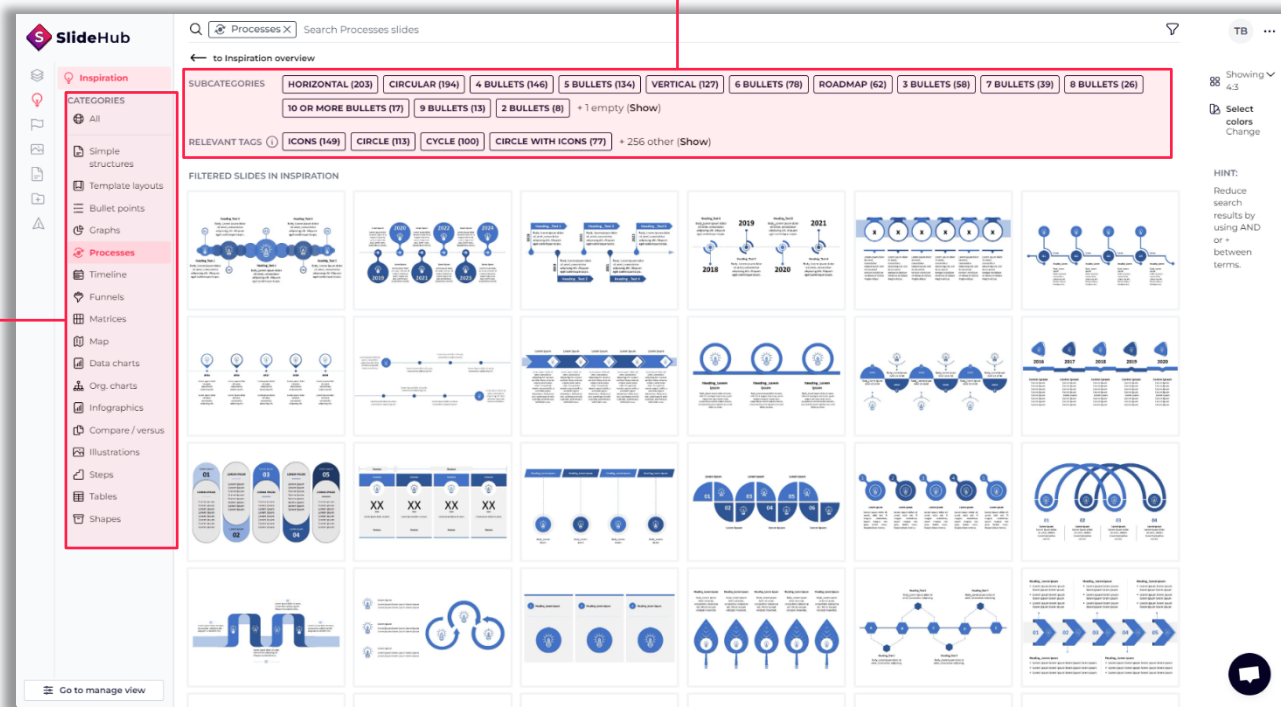


Find inspiration slides you need in a matter of seconds by browsing based on the amount of content on your slide



Access the library by
2 clicks in PowerPoint

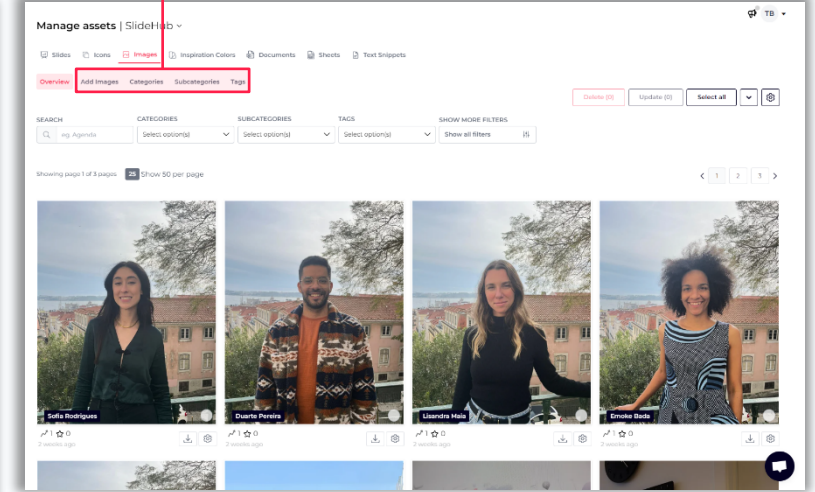
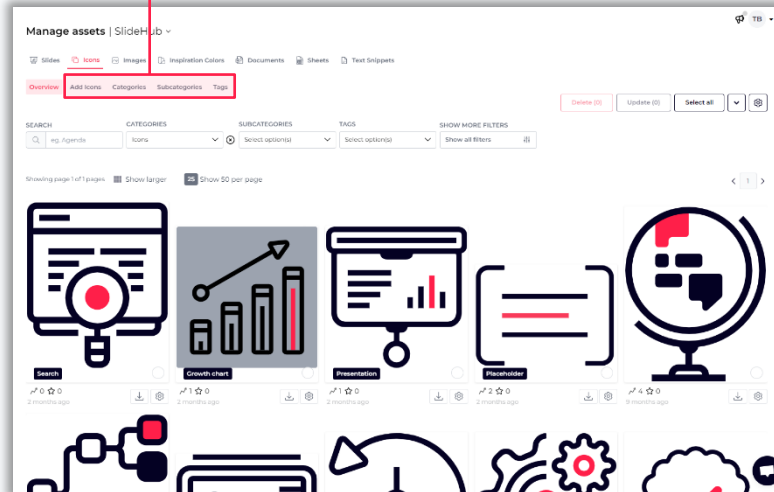
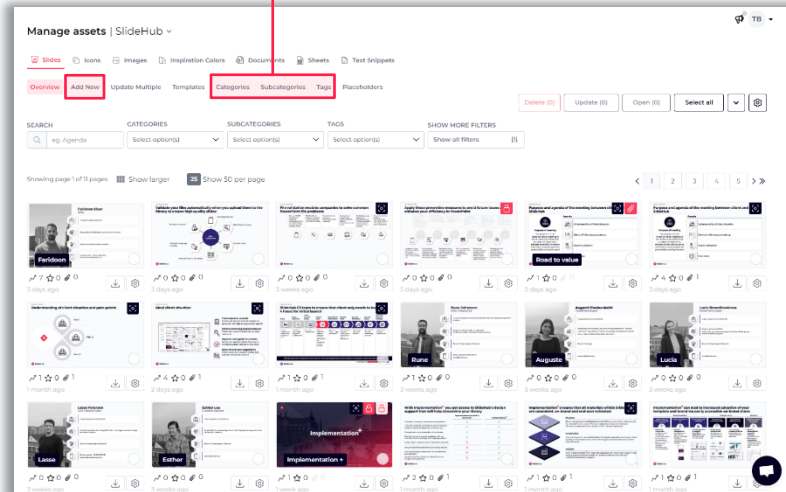
Narrow your search results
with sub-categories and
tags to quickly find the
slide you need



Browse by default categories

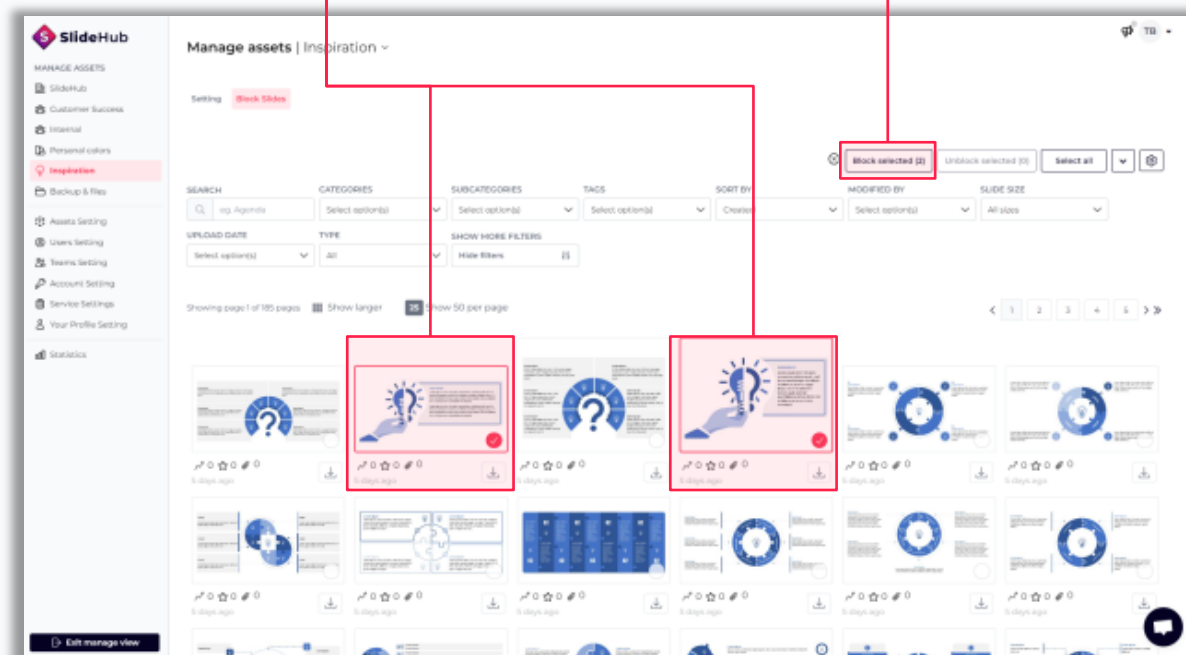
Easy to manage interface for admins with alike functionality across company slides, - images and company pictograms

Adding, tagging and categorizing is the same interface for all asset types

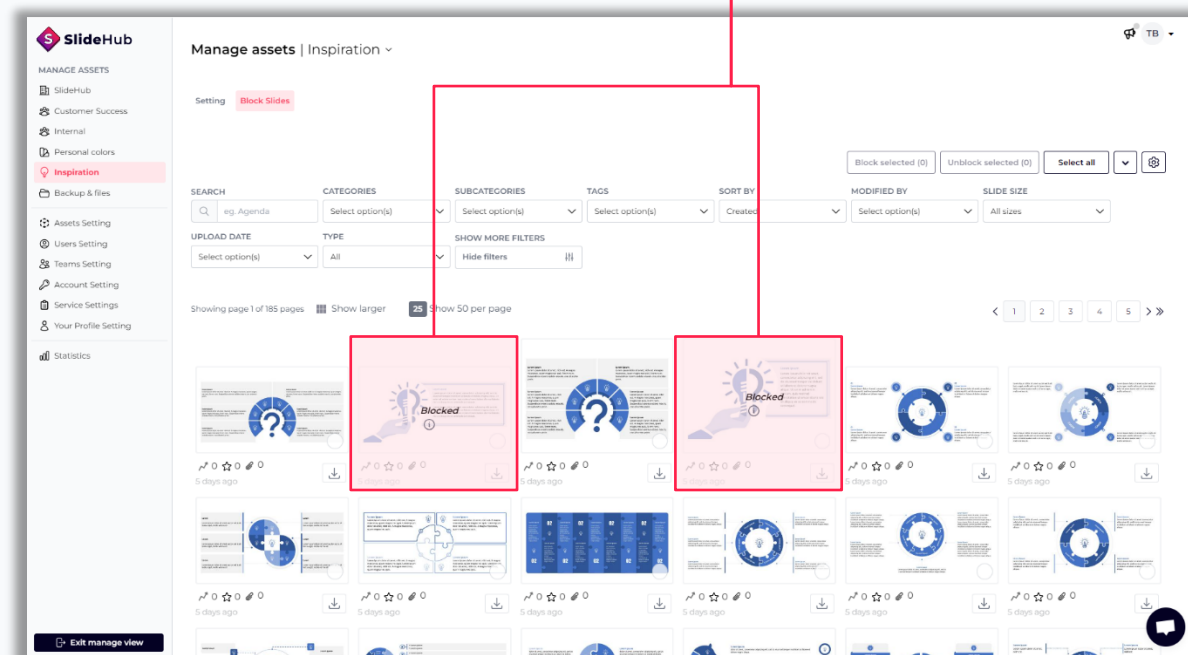


Select and block inspiration slides that are off-brand to give your team flexibility while being brand compliant

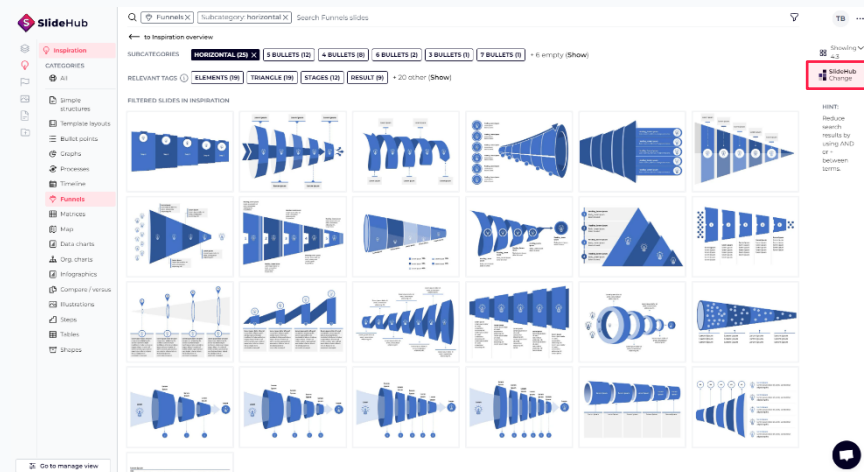
Select and block slides



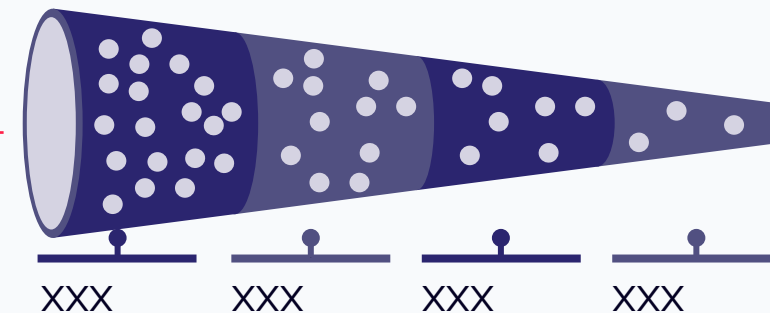
Blocked slides are not visible to users




Inspiration slides adjust based on your settings so you can use it in your client's template and customize as needed



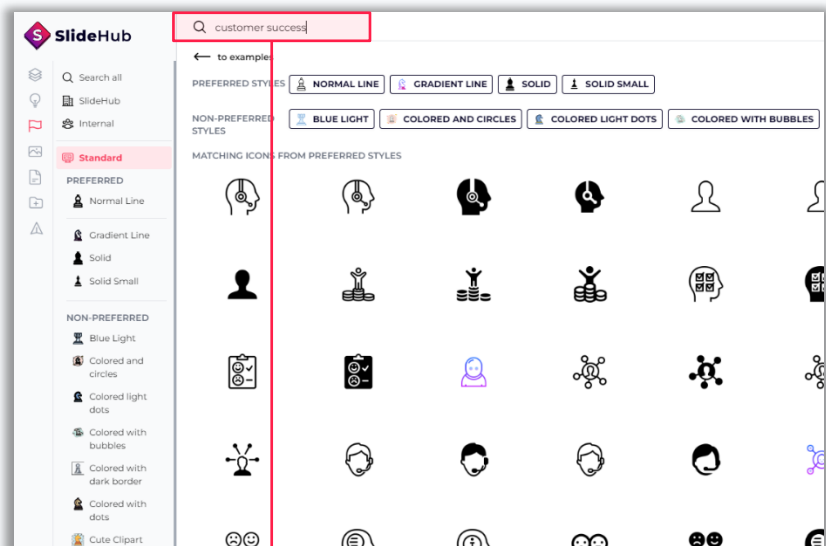
Inspiration slides adjusted based on your color setup and font type



All inspiration slides are PowerPoint **shapes** that can be ungrouped and **manipulated**

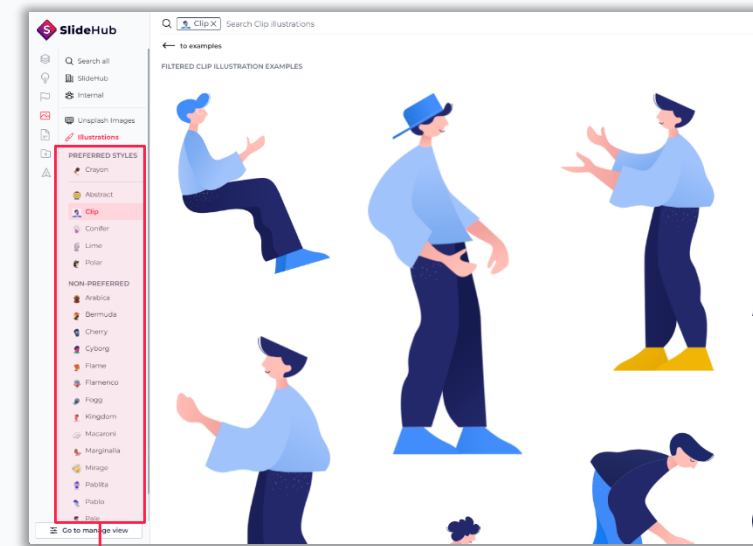
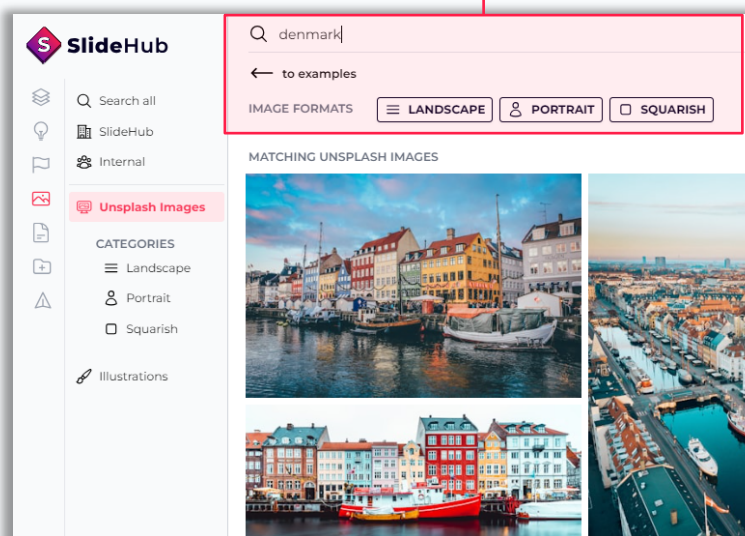


Solve all your consulting design tasks in a matter of seconds with icons, images and illustrations



Find on-brand SVG icons via search from large selections

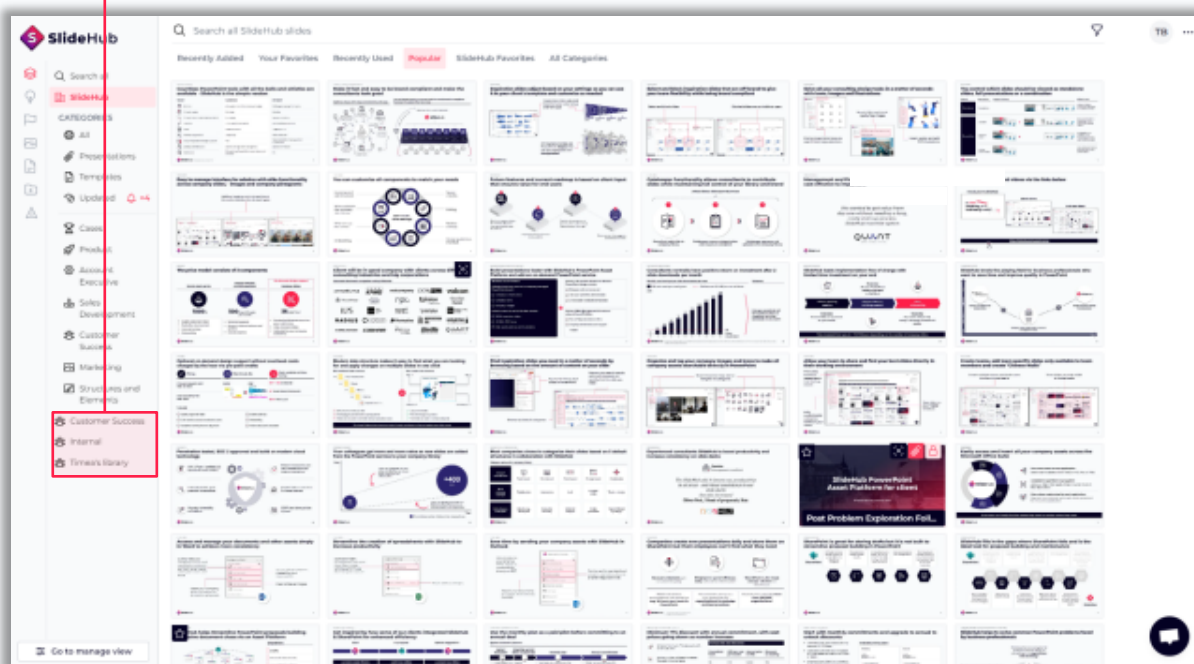
Search, filter and insert royalty free images



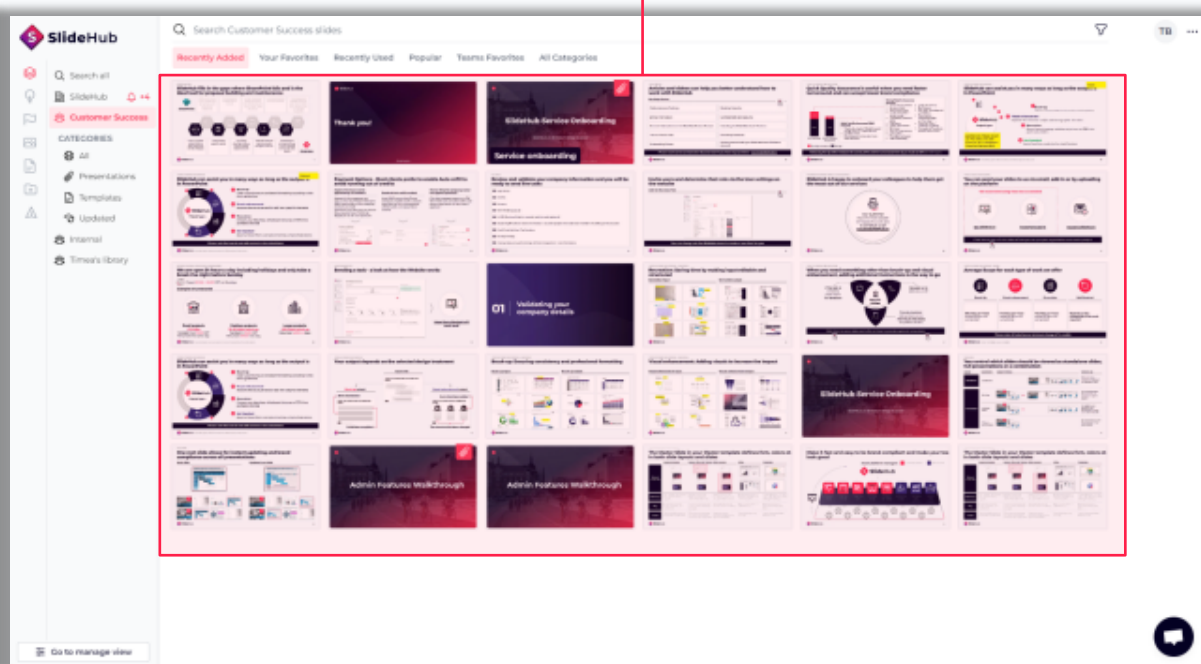
Insert, recolor and edit SVG illustrations

Create teams, add team specific slides only available to team members and create “Chinese Walls”

Create multiple teams and invite users to one or more teams




Team slides are only visible to invited users



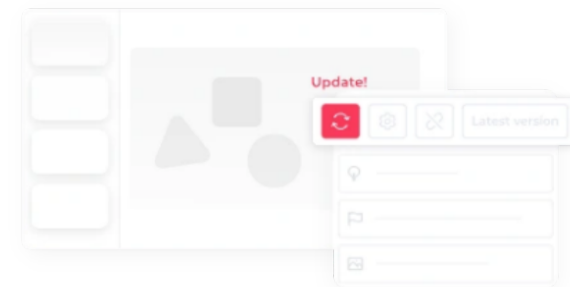
Scan for similar slides, merge duplicates, update slides in multiple presentations with one click




Add root slide to multiple presentations




Use labels and tags instead of legacy folder structure



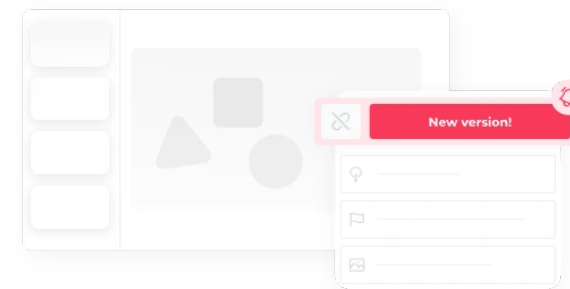
Edit directly in PowerPoint and update with 1 click



Centralized content control

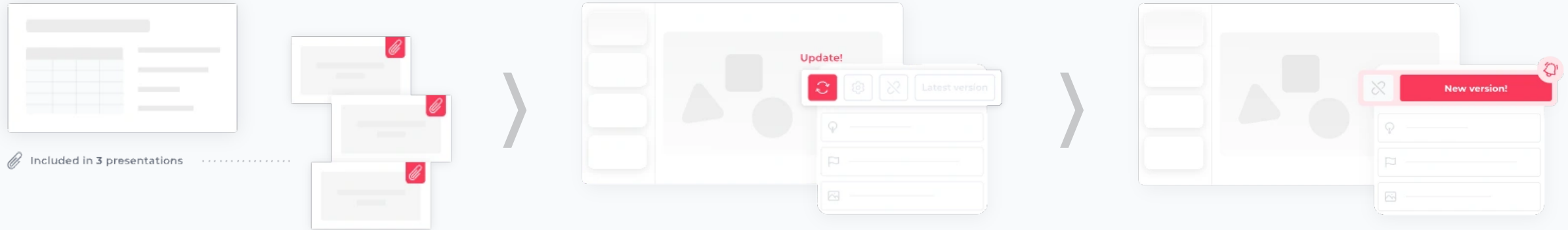


Scan for similar slides and merge duplicates



Instant end-user notification on updated slides

Combined the maintenance features ensure efficiency and version control



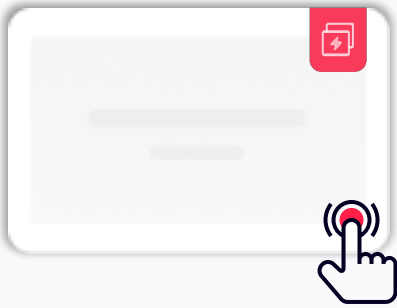
Administrator
makes changes to a
slide

Root slide is updated in
multiple presentations

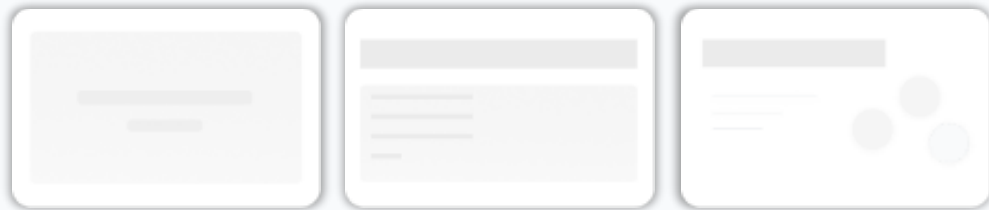
Relevant users get
new versions

Let your team quickly create custom-approved decks from predefined slide groups using the “Presentation Builder”


1 End-user downloads “Presentation Builder”




2 Mandatory slides are prepopulated



3 End-user selects variable slides from approved group



4 Complete custom deck output



Example cases:

Mandatory slides - About Us, Why us, Our approach

Variable slide groups – Cases, Bios, Industry slides

Enable your team to effortlessly personalize slide decks for clients with the use of “Placeholders”

- 1 Set up relevant placeholders within your slides



- 2 End-users select slides with placeholders and populate

A web form titled "Fill the form to download" with a "Cancel" and "Fill & download" button. Below the title is a section "SLIDES CONTAINING PLACEHOLDERS" with a thumbnail of the slide. The form contains five input fields: "[CLIENT]" with a dropdown arrow, "[TITLE]" with a dropdown arrow, "[DATE]" with a text input, "[CONTACT FROM SLIDEHUB]" with a text input, and a "Add your content" button. At the bottom, it says "Please fill out all the input fields" and has "Cancel" and "Fill & download" buttons.

- 3 Client-ready deck with custom, up-to-date data




Example cases:

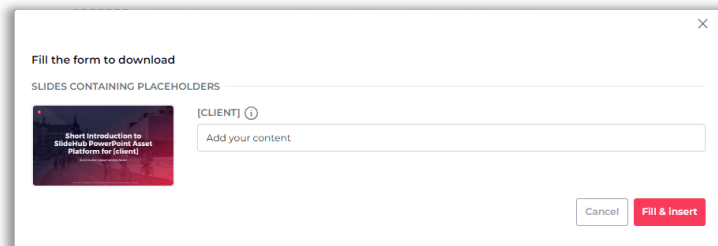
Client name, presenter name, job title, phone number, custom pricing, ROI, project ID/name, supporting information, quotes

With the “Presentation Builder” and “Placeholders” a salesperson can build a custom deck with a few clicks

1 Select variable slides



2 Fill in placeholders



3 Output deck with the selected slides and customized data



Effortless setup in less than 2 minutes

Discover platform features in action



Use a **single interface** to manage **all your company assets**



Search slides via keywords and labels – categories, sub-categories and tags



Help your team find other **on-brand company assets** such as images and icons in seconds



Streamline proposal creation with the **Presentation Builder**



Use **Placeholders** to customize and keep slides up-to-date within seconds



Save time and share standard copy and text with **Text snippets**



Version control instantly notifies users if you update or delete a slide they are working on



Fully **lock slides** that should not be edited by the end-users



Let your team **suggest slide**, while you decide what goes into the library



Avoid PowerPoint file issues and ensure quality with **File validation**



Scan for duplicates and merge them to maintain an efficient library



Scan and **remove sensitive data** from your slides



Track overall usage and identify content gaps with **platform statistics**



Increase efficiency with **dynamic actions** to simplify building slides



4000+ **Inspiration slides** that adjust to your company colors



Enhance your slides with **off-the-shelf icons, flags, logos, illustrations and images**



Use and access your assets across PowerPoint, **Word, Excel and Outlook**



For questions about any features, **feel free to contact our Customer Success team**

You can customize all components to match your needs

Invoicing and
cost structure

Who maintains
the company
slide library

Who can use
the service

Onboarding

Spend
visibility

Pricing

Toolbox
settings

Design guidelines
and style



Companies create new presentations daily and store them on SharePoint but their employees can't find what they need



New presentations are created everyday



Employees spend 1.8 hours daily to look for information¹



SharePoint is the main storage solution for businesses

Modern business professionals can spend on **avg. 20 hours per week in PowerPoint**

Presentations serve as a core repository for **organizational knowledge and best practices**

SharePoint is used by **more than 250,000 organizations**²

SharePoint is great for storing drafts but it is not built to streamline proposal building in PowerPoint




SharePoint

Difficult to know which assets are up-to-date and which are outdated




Presentations based search results



It is built around folder structure that limits data to "one-to-one" data structure



User permissions are complicated



Challenging to update slides as you need to find and replace files in multiple locations



SlideHub fills in the gaps where SharePoint fails and is the ideal tool for proposal building and maintenance



Difficult to know which assets are up-to-date and which are outdated

Presentations based search results

It is built around folder structure that limits data to "one-to-one" data structure

User permissions are complicated

Challenging to update slides as you need to find and replace files in multiple locations



Easy to update presentations and keep track on the changes

Slides based search results

Tag based structure allows "one-to-many" data structure

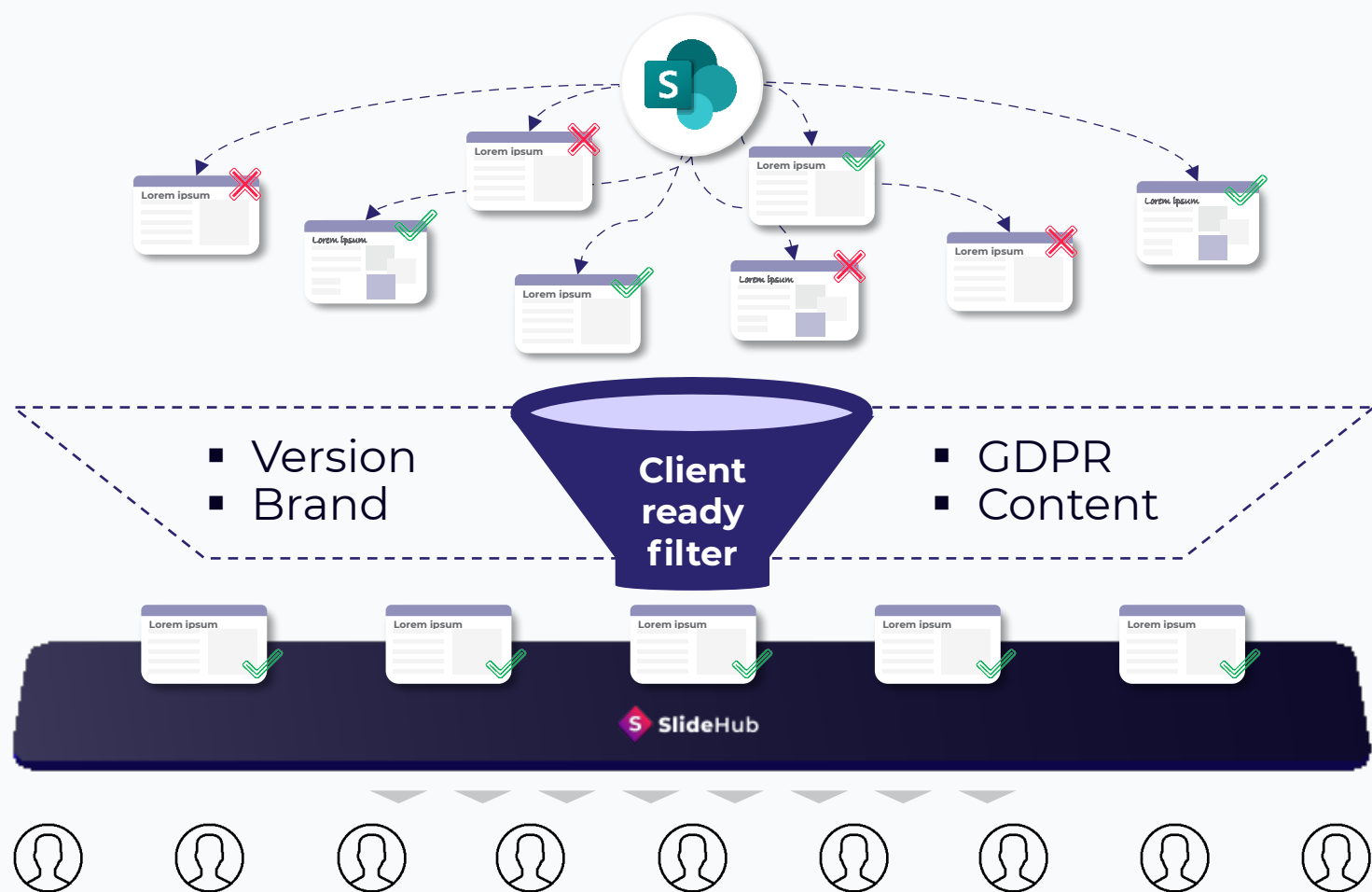
Selected admins approve assets everyone can use

Developed to manage all your in-use, relevant and up-to-date assets



SlideHub

SlideHub helps Streamline PowerPoint proposals building and solve document chaos via an Asset Platform



SharePoint

Drafts

Internal documents

Completed projects

SlideHub

External documents

Best-practice slides

Get inspired by how some of our clients integrated SlideHub & SharePoint for enhanced efficiency

Start

In progress

Update suggestion



Leverage asset library

Why SlideHub?

- On-brand
- Version control
- Approved by manager
- GDPR compliant
- Easy-to-find assets

Build new slides

Why SharePoint?

- Easy to collaborate
- Automatically saves your changes
- Able to have drafts that won't affect anyone

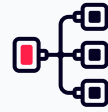
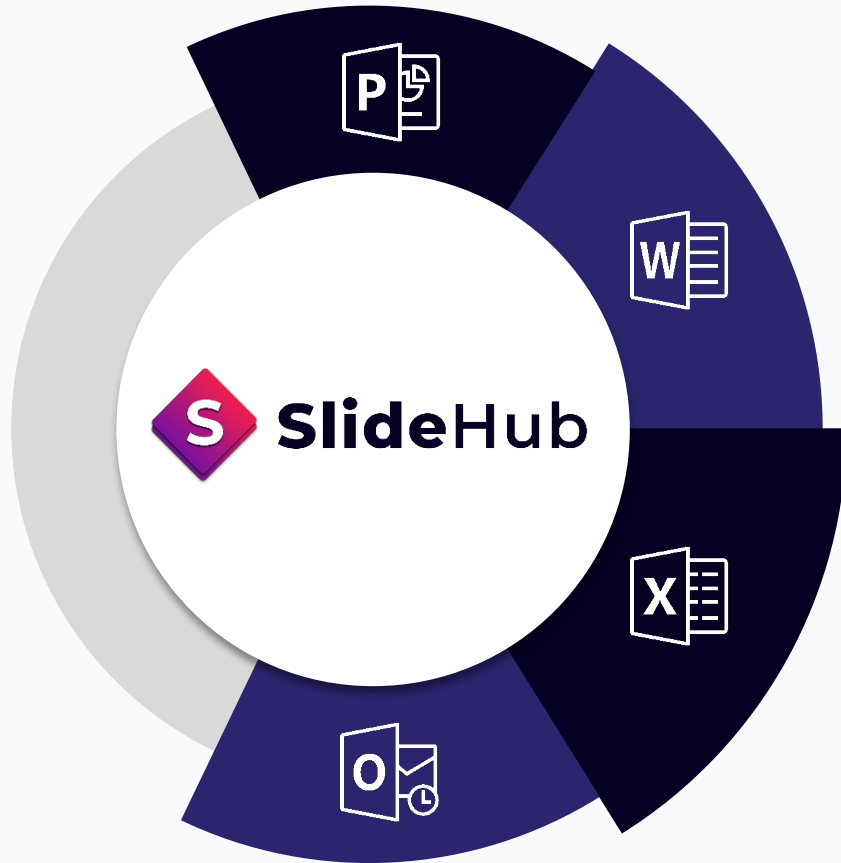
Suggest new slides

Contribute to the SlideHub library by suggesting new or updated slides for your colleagues to use.

How we use SlideHub internally?

We store our drafts, past and collaborative projects in SharePoint, while everything we often use or need to keep updated like Sales, Marketing and onboarding materials are stored in SlideHub. We also synced our assets from SlideHub to SharePoint as back-up

Easily access and insert all your company assets across the Microsoft Office Suite



The same assets across application

Use the same assets within M365 on PC, Mac or Web



Consistent experience everywhere

Save your team the hassle of learning new tools in each application



File actions customized to each application

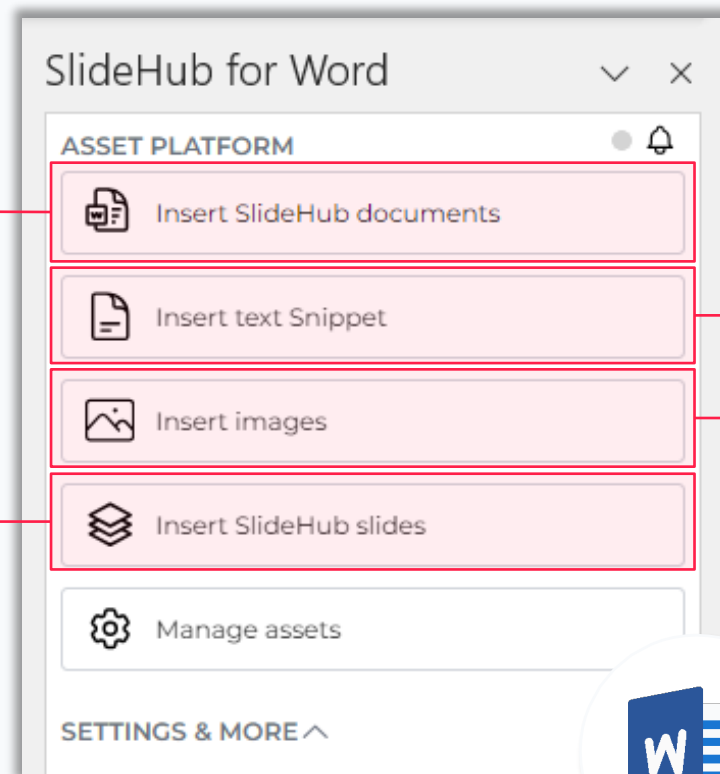
How end users interact with each assets optimized for the active application

End-users can finally find the assets they need no matter where they work

Access and manage your documents and other assets simply in Word to achieve more consistency

Quickly add your company's terms and conditions, contracts, standard letterheads, survey questions and more

Insert your company slides as images to streamline proposals

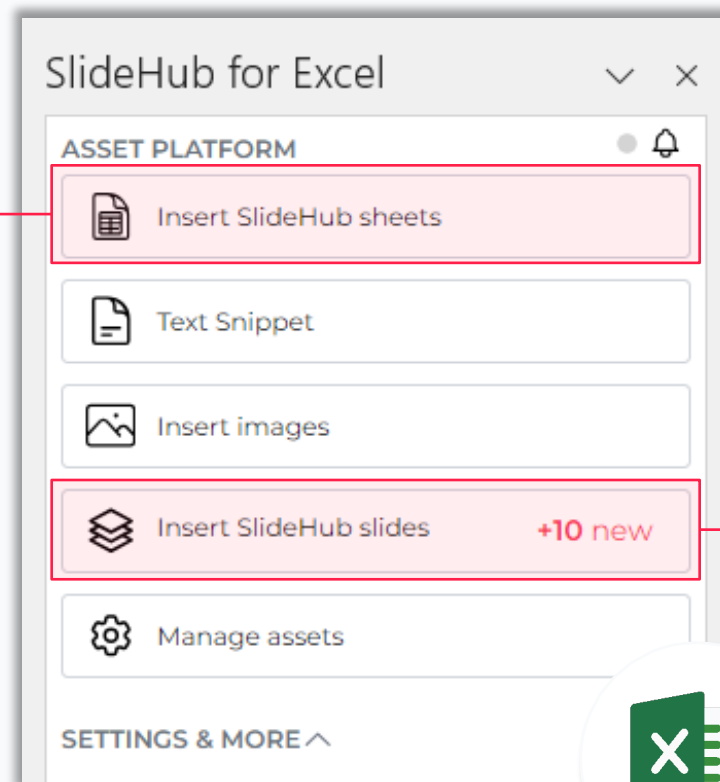


Access all text snippets created by your organization

Insert your company images for visual enhancement

Streamline the creation of spreadsheets with SlideHub to increase productivity

Store and insert spreadsheets into your Excel files. Create templates/formulas that everyone can use



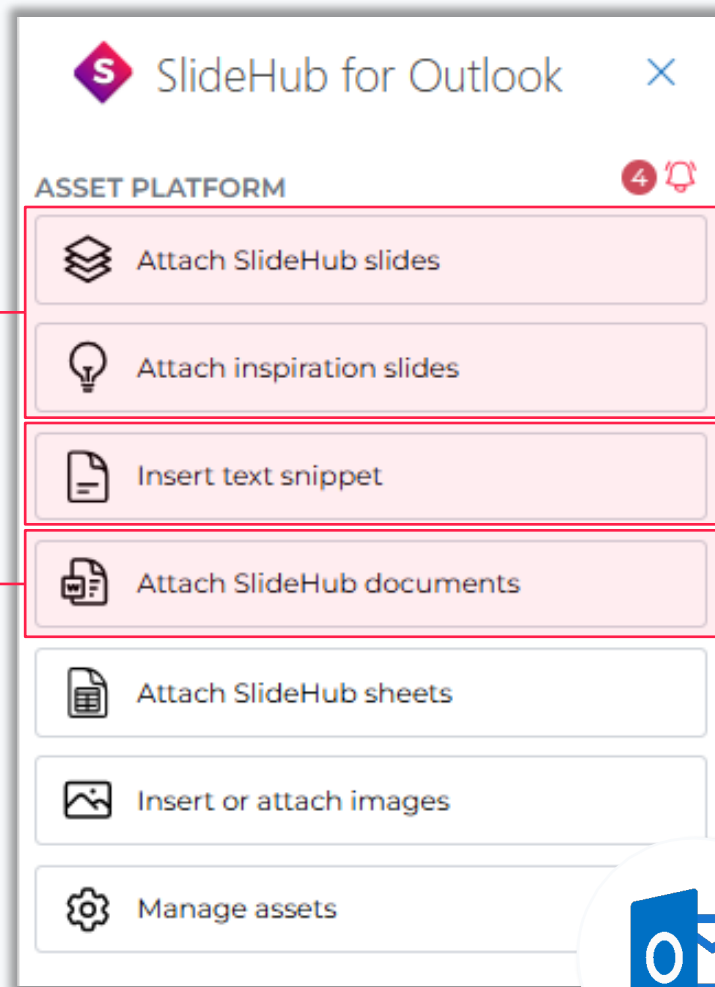
Insert slides as images



Save time by sending your company assets with SlideHub in Outlook

Attach slides to your email as PPTX, image or convert them directly to PDF

Attach your documents or convert them directly into PDF



Can be used for standardized answers and information to shorten response times

Countless PowerPoint tools with all the bells and whistles are available - SlideHub is the simple version

WHAT



Pricing



Time to value



Time to fully customized solution



Built for



Tech



Product approach



Fully integrated design support



Library architecture



Works on

SLIDEHUB

Annual or monthly pricing models

Minutes

1-2 weeks

End-user/consultants

Modern cloud

Simplicity

Yes

Based on tags and categories

Everything PowerPoint and directly in browser

OTHERS*

Multiyear license for many

Months

Several months

Admins/brand police

Legacy VSTO

More buttons

Not provided or outsourced to partners

Based on folders

PC

Penetration tested, SOC 2 approved and build on modern cloud technology



SOC 2 Type 1 certified
(US equivalent of ISO 27001)



A friendly hacker spots
potential vulnerabilities



Ongoing vulnerability
surveillance



Modern frameworks
and cloud
infrastructure for
modern businesses



All client data is stored
on EU based servers



GDPR and other
policies in place



Build better presentations faster

[Book demo](#)

[Sign up for product updates](#)

[Sign up for webinars](#)

SlideHub.com