

Enhance Your Audit and Inspection Management with *Vision, Insights, and Analytics*

Certainty is transforming compliance and risk management through AI-enhanced capabilities.



"Welcome to a new era of safety, quality, sustainability and compliance management. We're proud to introduce Vision, Insights, and Analytics, three revolutionary features designed to elevate your audits and inspections to new heights. Using the power of automation with our trusted platform, you'll gain even deeper insights, further streamline your processes, and proactively mitigate risks."

Hewitt Roberts

Certainty Software's *Vision, Insights, and Analytics* bring the power of artificial intelligence directly to your audits and inspections. Whether you're seeking to streamline checklist completions or uncover strategic insights through deep data analysis, our automation features are designed to meet your needs. Discover a new standard of operational intelligence, tailored to enhance decision-making and agility.





Table of Contents



03 Key Benefits

04 Automation Features

07 Use Cases

08 Comparative Analysis

09 Pricing

Key Benefits

Why upgrade to *Vision, Insights, and Analytics*?



ENHANCED ACCURACY

Vision, Insights, and Analytics reduces errors in data collection and interpretation, ensuring reliable outcomes.



TIME EFFICIENCY

Automate the analysis of inspection data, saving valuable time for strategic actions.



PROACTIVE COMPLIANCE

Identify and address compliance issues before they escalate, maintaining a proactive safety, quality assurance, supply chain sustainability, or ESG posture.



DATA-DRIVEN DECISIONS

Leverage automated insights to make informed decisions aligned with your risk mitigation goals and strategies.



INCREASE ROI

Boost productivity and reduce costs through improved data accuracy and process efficiency.

Vision

Benefits



INCREASED EFFICIENCY

Reduces the time required for audits and inspections, particularly in reviewing documents.



EASE OF USE

Simply take photos or videos, or upload your documents to make the inspection process user-friendly and accessible, even for those with limited technical skills.



ENHANCED DECISION-MAKING

Reliable data, bolstered by photographic evidence, improves the quality of decision-making processes.



CONSISTENT DATA ACCURACY

Minimize human error and maintain data integrity and reliability with confidence scores for all automated-generated results, providing strong evidentiary support for audit outcomes.



HANDLE HIGH VOLUMES

Handle a larger volume of audits and inspections without a corresponding increase in staffing, making it scalable for large enterprises.



PREVENT PENCIL WHIPPING

Mandatory photo or video submissions combat common shortcuts in data entry, enhancing the authenticity of your records.



COST SAVINGS

Decreasing the need for manual data entry, extensive human involvement, and re-inspections reduces the time and cost of your audits and inspections.

Empower your audits and inspections with Vision. Automatically analyze photos, videos, and documents to complete inspection questions with precision and confidence.

Vision leverages AI technology to analyze photos, videos, and documents to automatically complete audit and inspection questions quickly, easily and accurately. With confidence scoring for each Vision-generated checklist answer, improve the accuracy of your data.

Key Features



Utilize automation technology to quickly, easily, and accurately complete audit and inspection questions based on the analysis of photo, video, and document attachments.



Each automation-generated answer includes a confidence score, ensuring transparency and trust in the results and the data needed to continually improve data accuracy over time.

Insights

Transform your audit and inspection data into actionable intelligence with Insights. Extract valuable insights and enhance decision-making effortlessly.

Insights is an advanced feature to help you extract and report customizable insights from a completed audit and inspection. Transform your raw data into valuable, relevant, and actionable intelligence.

Key Features

- ✓ Automatically generate an Executive Summary for a completed audit/inspection.
- ✓ Automatically identify and summarize key risks to your business based on the results of completed audits or inspections.
- ✓ Instantly flag incomplete audits and inspections and those that likely need to be reviewed.
- ✓ Automatically generate recommendations for corrective and preventive actions for an audit or inspection.
- ✓ Automatically generate a confidence score for the accuracy of completed audits and inspections.

Benefits



ENHANCED DECISION-MAKING

Easily and instantly transform completed audits and inspections into clear, concise, and actionable data.



PROACTIVE RISK MANAGEMENT

Proactively address potential issues before they escalate, ensuring a safer and more compliant operational environment.



AUTOMATIC CORRECTIVE ACTION IDENTIFICATION

Remove the guesswork and systematically address deficiencies or non-compliances to ensure that corrective measures are identified, effective, and implemented.



INCREASED EFFICIENCY

Provide a confidence score for completed audits and inspections, offering an immediate, quantifiable measure of the data's reliability.



CONTINUOUS IMPROVEMENT

Track trends and patterns in audit and inspection results, aiding in continuous improvement efforts.



CUSTOMIZABLE & FLEXIBLE

Tailor the insights extracted from audit and inspection data to meet your needs, performance goals, compliance requirements, or regulatory frameworks.

Analytics

Benefits



REDUCE COST & LIABILITY

Prevent accidents, incidents, issues, risks, and failures before they happen.



REDUCE RISK

Ensure you have meaningful, accurate, and actionable information about the issues and threats your business faces.



DATA RELIABILITY

Ensure the reliability and authenticity of the data collected and trust in your audit/inspection outcomes.



RESOURCE ALLOCATION

Better prepare and allocate resources more effectively to reduce costs and improve operational readiness.



IDENTIFY EMERGING TRENDS

Detect patterns within the audit/inspection data to make proactive decisions and strategic adjustments.



EARLY WARNING SYSTEM

Employ an early warning system to prevent problems or to capitalize on positive anomalies.



BENCHMARKING

Benchmark current performance against historical data to identify areas of strength and those needing improvement.

Unlock the full potential of your audit and inspection data with Analytics. Gain enterprise-wide risk summaries, predictive insights, and detect anomalies with ease.

Analytics analyzes a series of completed audits/inspections to generate enterprise-wide risk summaries, trends, predictive analytics, anomaly detection and data accuracy assessments.

Key Features

- ✓ Identify high-priority risks across your business by category, location, activity, and even employee.
- ✓ Utilize historical data to predict future trends and outcomes.
- ✓ Identify emerging trends and patterns, enabling proactive decision-making and strategic adjustments to stay ahead of the curve.
- ✓ Analytics detects deviations that may indicate potential inaccuracies, issues, and opportunities for data accuracy improvements.
- ✓ Benchmark current performance against historical data to help understand relative performance and identify areas for improvement.
- ✓ Execute detailed comparisons across different time periods, locations, or units, facilitating a comprehensive evaluation of performance metrics.
- ✓ Detect data from your auditors and inspectors that is likely the result of 'pencil whipping'.

Use Cases

Vision

- ✓ Analyze photos of a worker in a manufacturing environment to **complete a behavioral-based safety observation**.
- ✓ Analyze videos of a construction site to **complete a job site safety inspection** quickly, easily and efficiently.
- ✓ Analyze images of products on the manufacturing assembly line to **detect defects or deviations from quality standards**.
- ✓ Analyze photos of a semi-trailer to complete a **vehicle safety inspection**.
- ✓ Analyze a supplier's Sustainability Policy to help complete **supplier sustainability due diligence assessments**.
- ✓ Analyze videos of machinery or equipment to **identify signs of wear or failure, assisting in predictive maintenance**.



Insights

- ✓ Quickly and easily **identify audit and inspection results** that may need review or immediate attention.
- ✓ Help your **auditors/inspectors improve the quality of their audits and inspections** with insight from confidence scores.






Analytics

- ✓ Generate **comprehensive risk summaries** for different business segments.
- ✓ Detect anomalies in audit data to **identify potential inaccuracies or issues**.
- ✓ **Predict future trends** based on historical audit data to inform strategic planning.
- ✓ **Benchmark current audit performance** against past data to identify improvement areas.



Comparative Analysis

How does the base Certainty compare to the automation-enhanced Certainty?

| Feature Category | Base Features | Automation Enhancements |
|--|---|---|
|  Data Collection | Collect accurate, consistent, and comparable checklist data manually or via configurable forms. | Utilize AI for automated photo and video analysis, significantly reducing manual entry efforts. |
|  Accuracy | Ensure high accuracy through manual review processes. | Achieve enhanced accuracy with AI-driven validation and confidence scoring, minimizing human error. |
|  Analysis Time | Conduct efficient and comprehensive manual analysis. | Benefit from rapid, automated, real-time data analysis, saving valuable time. |
|  Reporting | Generate detailed and comprehensive reports and insights manually. | Leverage predictive and proactive insights with automation-driven strategic analytics for superior reporting. |
|  Decision-Making | Make data-driven decisions based on manually collected and analyzed data. | Empower strategic decisions with AI-derived insights, enhancing overall decision-making processes. |

Pricing

Standard Plan

\$18 | *PER USER | PER MONTH

Billed USD Annually

- Unlimited sites/locations
- Unlimited checklists
- Unlimited data
- System hosting
- Business intelligence reporting
- Technical support
- All software upgrades and enhancements
- Custom branding

Proof of Concept

\$930 | ONE TIME PAYMENT

- Dedicated expert for full process guidance
- Tailored setup
- Full Certainty access
- Prompt assistance
- Access to training material library

Get an instance of Certainty configured for you that we set up, and train your team.

Optional Add-ons

Billed USD Annually

- Test instance + \$2,000
- Data integration + \$2,000
- OData access + \$2,000
- Single Sign On + \$2,000
- Automation 25% of User License Features