




Labguru

Your All-In-One Electronic Lab Notebook, LIMS & Informatics Solution





Digital Research Management
Solutions for Labs







ELN

-  Create templates for experiments & connect to samples/reagents used
-  Annotate results & link to experiments
-  Manage your projects & set goals
-  Organize papers & protocols
-  Molecular & chemistry tools
-  Compare results with datasets & reports





Regulations & Standards

-  Comply with 21CFR part 11
-  Maintain data integrity
-  ISO 27001 Certified
-  AWS partner

Inventory & Instruments

-  Map storage locations
-  Track your specimen collection
-  Monitor budget & orders
-  Manage instrument maintenance and schedules

Data & Automation

-  BI & Dashboards
-  Automations
-  Datasets
-  API

60%
Cost Saving

+100,000
Scientists worldwide

20%
Time Saving



"We save 75% of the time required to manage and update lab notebooks."

Dino Ossola Cerevance



"We gained one day of lab time a week per analyst."

Charlie Britten ADC
Therapeutics

AstraZeneca

MAYO
CLINIC

Pace Analytical[®]
Regulatory Services

Inserm

avantor[™]
ADC
THERAPEUTICS


ALDATU
BIOSCIENCES

ENCAPSYS[®]
MICROENCAPSULATION

Avacta[®]

Simplify Research Management

Enable efficient teamwork



Increase Lab ROI

- Centralize the location for all your lab data
- Save time searching experimental results and material history
- Reduce human errors and avoid redundant work
- Prevent duplicate or late orders and reduce time loss

Manage Your Data and IP

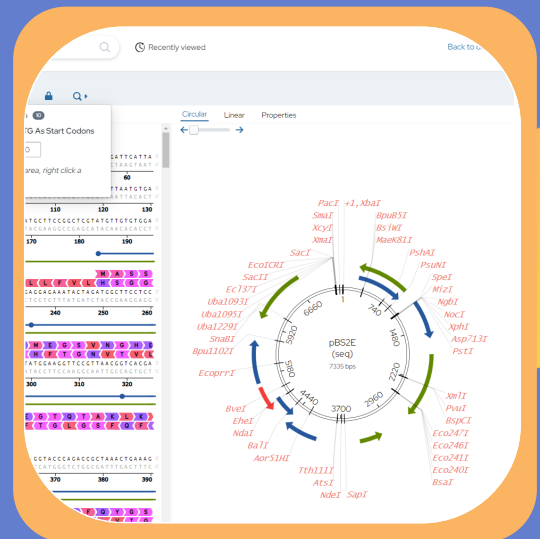
- Improve transparency and reproducibility - enjoy proper documentation of experiments and workflows
- Build context by linking all project components- papers, protocols, samples, material, results, and files
- Enhance searchability - powerful search, filter, and sorting functions render Labguru the best-in-class platform

Improve Collaboration - Mentor Your Team and Share Ideas

- Comment directly on an experiment page to keep your discussion within context
- Use whiteboards to broadcast a message to your entire lab
- Assign tasks to colleagues
- Share equipment schedules

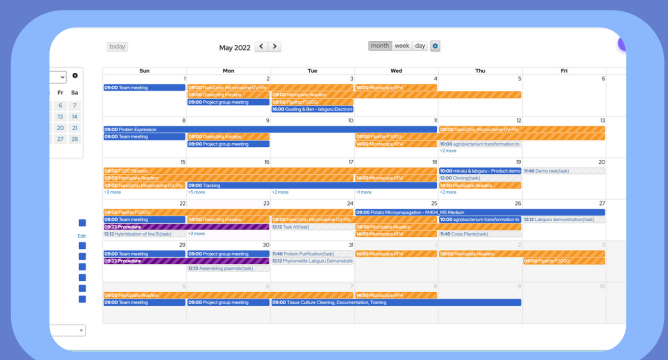
Get Results Faster and Accelerate Time to Market

- Quick data retrieval and analysis for faster results, shortening your time to market
- Powerful dashboards & BI for maximizing the value of lab-generated data
- Real-time information at your fingertips



- Supervise the daily activity of the lab cost-effectively
- Centralize order requests, approvals and pending orders
- Enable ordering status visibility to all lab members
- Eliminate duplicate orders and save money

- Each unit has its own reservations calendar, which is accessible to all
- User manuals and warranties are linked and never lost
- Lab managers can schedule routine maintenance and receive reminders
- Monitor equipment usage

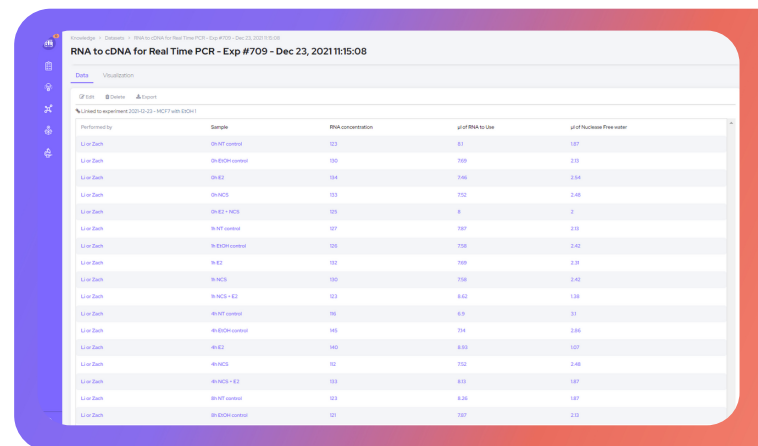


Integrate Your Data

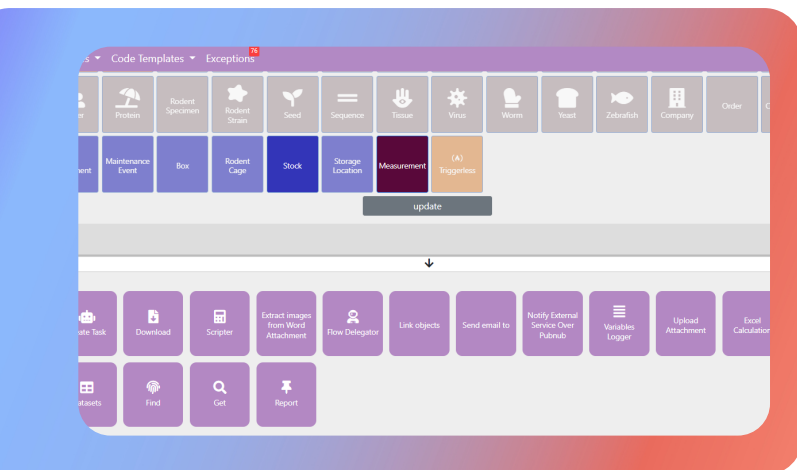
Your experiments generate vast amounts of data in various formats. Labguru enables you to structure unstructured data and analyze it.

Structure Your Data with Labguru's Datasets

- Integrate data from multiple sources (data files, forms, and more) into an accessible, unified format
- Automatically connect your experimental data to actual samples
- Identify patterns across experiments



| Performed by | Sample | RNA concentration | µl of RNA to use | µl of Nuclease Free water |
|--------------|----------------|-------------------|------------------|---------------------------|
| User Data | Q1-N7 control | 123 | 81 | 187 |
| User Data | Q1-BDN control | 100 | 700 | 210 |
| User Data | Q1-B2 | 104 | 746 | 214 |
| User Data | Q1-NCS | 103 | 732 | 216 |
| User Data | Q1-B2 + NCS | 105 | 8 | 2 |
| User Data | Q1-N7 control | 107 | 107 | 216 |
| User Data | Q1-BDN control | 108 | 708 | 216 |
| User Data | Q1-B2 | 102 | 708 | 216 |
| User Data | Q1-NCS | 100 | 708 | 216 |
| User Data | Q1-NCS + B2 | 103 | 810 | 116 |
| User Data | Q1-N7 control | 106 | 810 | 31 |
| User Data | Q1-BDN control | 105 | 704 | 216 |
| User Data | Q1-B2 | 100 | 810 | 107 |
| User Data | Q1-NCS | 102 | 702 | 216 |
| User Data | Q1-NCS + B2 | 103 | 810 | 187 |
| User Data | Q1-N7 control | 103 | 810 | 187 |
| User Data | Q1-BDN control | 101 | 707 | 210 |

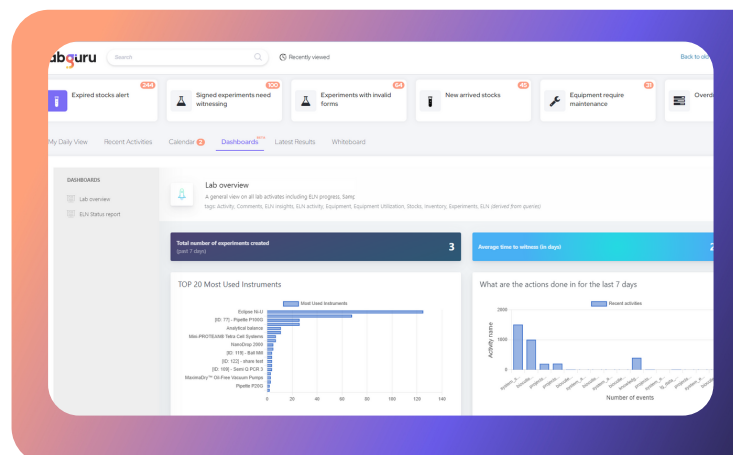


Automate Processes with the Labguru Workflow Editor

Easily design and run automated workflows with triggering events, actionable steps and notifications, to quickly automate routine and manual lab workflows.

Boost your Research with Data-Driven Decisions

- Create and present visualized reports based on pre-designed SQL queries.
- Accumulate data in one place and derive data-driven decisions, increasing your lab's efficiency.
- Gather and visualize datasets to understand and compare results across experiments.





"After a few months of using Labguru, we estimated that we gained one day of lab time a week per analyst due to the reduction in time spent writing up experiments in paper notebooks. After using Labguru for around four years I would say this still holds true"

Charlie Britten | ADC Therapeutics

Fast and Simple Implementation

Start working with Labguru immediately. Labguru ensures a lossless transition from previous systems and allows the replacement of paper lab notebooks. We offer world-class support, training resources and outstanding responsiveness.

Get Our Team of PhDs to Work for You

Our team of Application Scientists is mainly comprised of PhDs who are just a click away. They have seen it all, working with pharma, bio and chemical companies of all sizes, and are ready to assist you in onboarding Labguru in just a few days. Once you start using Labguru, our team will assist you in your daily operations, making sure the system is fully operational.



"Labguru saves us 40% of our working hours every month because its consistency and powerful search function eliminate the need to dig through notebooks, Google Drive folders, and physical storage rooms."

Yasmin Chau | Double Rainbow Biosciences

Labguru - A Core Solution for EVERYONE

Management

- Monitor research progress remotely
- Get reports on lab activity, progress and usage
- Retain research history
- Choose what to share at the department level

Department Heads

- Ensure research continuity
- Inter-lab collaboration
- Monitor research output
- Reproducible and verifiable results
- Manage data and IP
- Optimize equipment usage

Lab Managers

- Monitor inventory and material storage locations
- Know how much you have left from material and when is the time to order
- Eliminate duplicate orders
- Know where everything is at any given moment
- Ensure researchers only order materials from authorized vendors

Researchers

- Everything organized in one place - write papers, forms, and spreadsheets faster, design workflow steps, and annotate images
- Plan experiments and record results in real-time
- Collaborate easily and connect experiments to resources (materials, samples, instruments)
- Upload and visualize data in the context of experiments

LABGURU

ELN

Inventory management

Instrument maintenance & scheduling

Molecular Biology tools

Chemistry tools

Datasets

Basic support

LABGURU PRO

Labguru features +

API

Labguru Workflow Editor

Labguru Dashboards

Labguru Label Printer

Premium support

Your Work - Always Yours, Always Available

Labguru is a cloud-based service, accessible anywhere, anytime - whether you are home, in a new lab, or on vacation.


Your Data - Safe and Secure

- 2048-bit SSL certificate exchange and 256-bit data encryption
- Your data is automatically backed up daily to multiple remote servers
- ISO 27001 certified



Request a Demo
sales@labguru.com

For More Information
www.labguru.com



Backed by



Labguru

★★★★★ (59) 4.5 out of 5