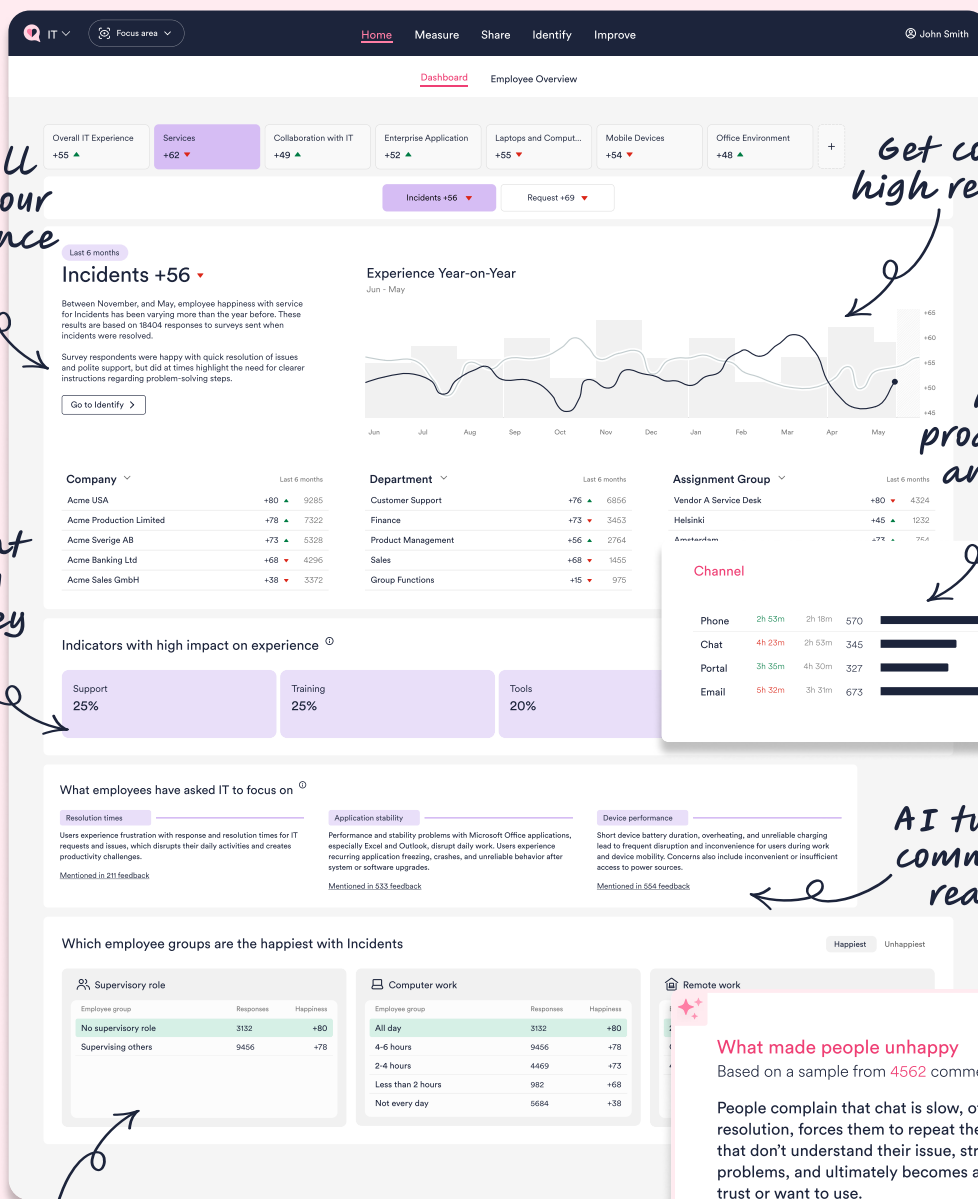




Turn your ITSM operations into outcomes people love



Get the full picture of your IT experience

Get consistently high response rates

Measure where productivity is lost - and what it costs

Get relevant data from every survey

AI turns thousands of comments into clear, real-time insights

See experience by segments, not just averages

What made people unhappy
Based on a sample from 4562 comments in 6789 responses

People complain that chat is slow, often ends without resolution, forces them to repeat themselves, relies on bots that don't understand their issue, struggles with complex problems, and ultimately becomes a channel they no longer trust or want to use.

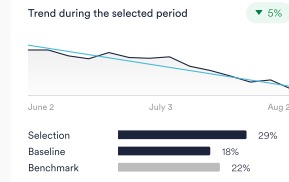
Trusted by leading IT teams globally



High Response Rates

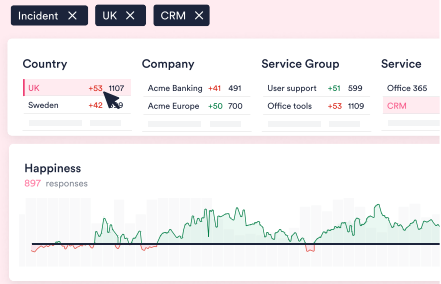


I had to explain myself several times

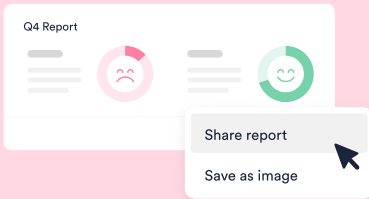


Reasons behind ratings

Intuitive drill down analytics



Reports and livescreens



Enterprise ready, now

HappySignals product is designed to go live fast.

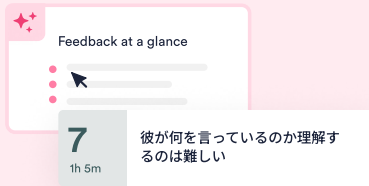
You get a proven methodology, ready-made surveys, benchmarks, and certified ITSM integrations – so teams can start collecting trusted data and acting on it with minimal setup.

- ISO27001 certified
- You choose what data comes into HappySignals
- Secure by design
- Minimal PII data stored on platform

servicenow ivanti bmc freshservice Jira




AI-powered feedback analysis



Employee segmentation



Out-of-the-box research-backed surveys and experience indicators



Quantify productivity gains

18% Productivity gain

509 Work days saved



XLA Targets



Built-in XLA management

Global Benchmarking



Smart surveys in different channels

