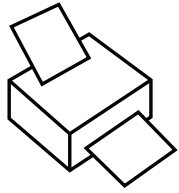




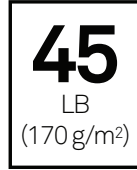
Do (Not) Disturb Cards

Instructions



Print the cards on a color printer. Any paper works, but they are

more durable on heavyweight paper,



for example 45lb or higher.

Cut the cards

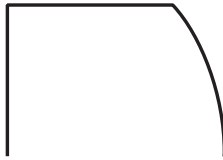


along the solid lines.

Cut out the slots based on the thickness of your monitor:



Apple Laptop

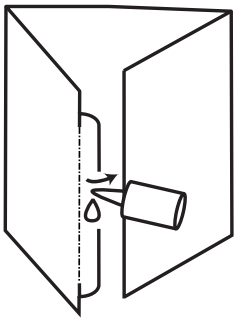


Apple Monitor

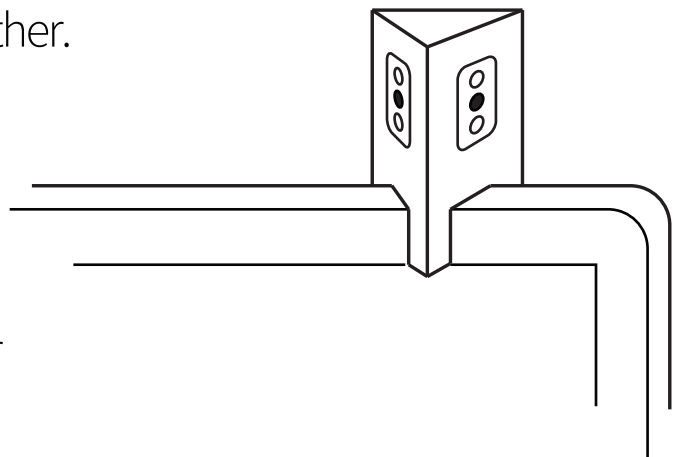


Microsoft Surface

Fold the cards on these lines 



Glue the cards together.



Place the right card on your monitor



Red light

Yeahhh, if you could keep your voice down, that'd be great



Red light



www.10000ft.com



Green light

Who wants to hear about my weekend?



Green light



www.10000ft.com



Yellow light

You can talk to me about the project, not about your cats



Yellow light



www.10000ft.com



Red light

What part of I'm wearing headphones don't you understand?



Red light



www.10000ft.com



Green light

Anyone else getting hungry?



Green light



www.10000ft.com



Yellow light

I'm not ignoring you, I just don't care



Yellow light



www.10000ft.com



Red light

I don't mean
to be rude,
but go away



Red light



www.10000ft.com



Green light

What's the
deadline on
this project,
anyway?



Green light



www.10000ft.com



Yellow light

I'm kind of in
the zone,
make it quick



Yellow light



www.10000ft.com